


子供たちがおもちゃ売りにやってきました。いろいろな乗り物のおもちゃが並んでいます。さあ、それぞれのおもちゃが欲しいと言っているのでしょうか。言っているとおりのおもちゃと番号を線でつなぎましょう。

れんしゅう

Girl: A plane. I want a plane.

もんだい


- [1 番] Boy: A train. I want a train.
- [2 番] Girl: A ship. I want a ship.
- [3 番] Boy: A police car. I want a police car.
- [4 番] Girl: A helicopter. I want a helicopter.
- [5 番] Boy: A fire engine. I want a fire engine.



いろいろなお話に出てくる人や動物たちが、「こんなことができるよ。」と言っています。さあ、何ができると言っているのでしょうか。言っている方の絵に○を書きましょう。

れんしゅう


Grasshopper: I can sing. I can sing.



(○) ()


もんだい

[1番] Cinderella: I can dance. I can dance.




(○) ()

[2番] Peter Pan: I can fly. I can fly.



() (○)

[3番] Mermaid: I can swim. I can swim.



() (○)

[4番] Pig: I can make a house. I can make a house.



() (○)

[5番] Pinocchio: I can catch a ball. I can catch a ball.



(○) ()

動物園に行った子供たちが、自分の一番好きな動物の絵を描きました。さあ、どんな動物を描いたのでしょうか。言っているとりの絵を持っている子供と番号を線でつなぎましょう。

れんしゅう

Boy: A lion. This is a lion.

もんだい

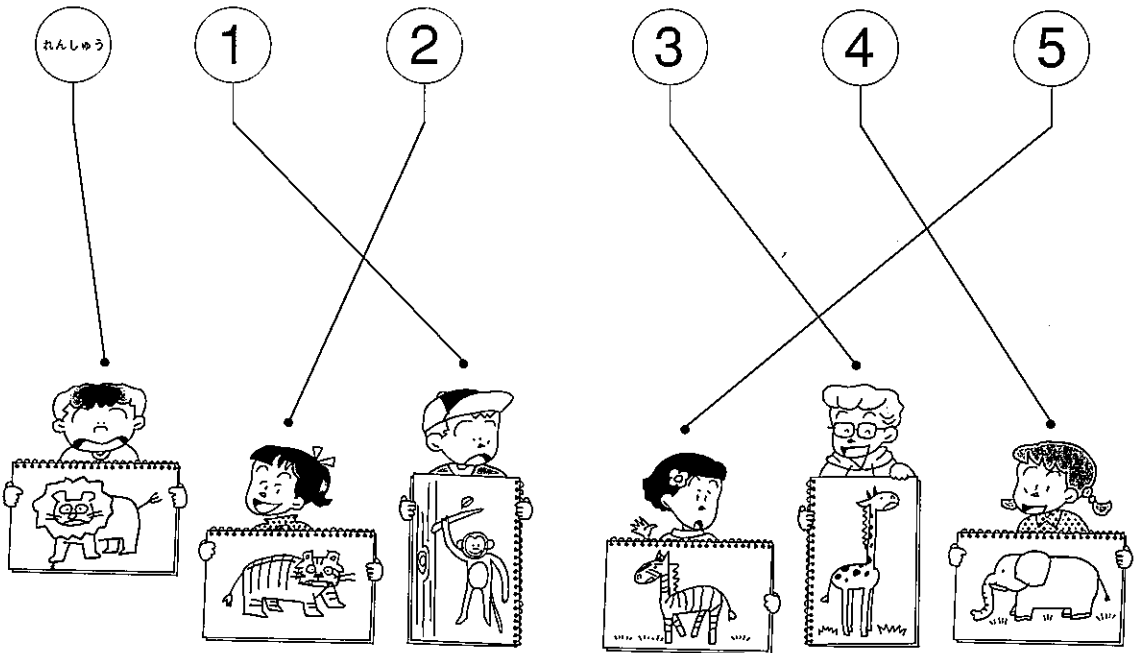
[1番] Boy: A monkey. This is a monkey.

[2番] Girl: A tiger. This is a tiger.

[3番] Boy: A giraffe. This is a giraffe.

[4番] Girl: An elephant. This is an elephant.

[5番] Girl: A zebra. This is a zebra.



EmilyとBobはこれからおでかけです。それぞれ着ていく服を選んでいきます。さあ、何を着ていくと言っているのでしょうか。言っている方の絵に○を書きましょう。

れんしゅう

Emily: This dress. I'll wear this dress.




()

(○)

もんだい

[1番] Bob: This shirt. I'll wear this shirt.




1

(○)

()

[2番] Emily: This hat. I'll wear this hat.




2

()

(○)

[3番] Bob: These jeans. I'll wear these jeans.



3

()

(○)

[4番] Emily: These shoes. I'll wear these shoes.



4

(○)

()

[5番] Bob: This jacket. I'll wear this jacket.



5


(○)

()

ここにいる二つのロボットは、命令を聞いていろいろなことができます。さあ、今から言うとおりのことをしているロボットはどちらでしょう。言われたとおりにしている方のロボットに○を書きましょう。

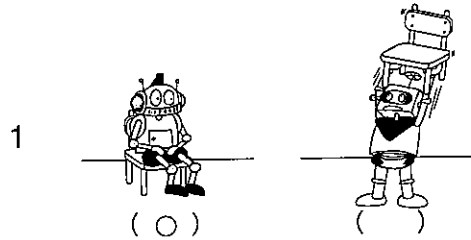
れんしゅう

Run. Run.




もんだい


[1番] Sit down. Sit down.




[2番] Jump. Jump.




[3番] Stand up. Stand up.



[4番] Touch your head. Touch your head.




[5番] Turn around. Turn around.



Kenの家にお友だちのMaryが遊びに来ました。会話にあっている方の絵に○を書きましょう。

れんしゅう

Mary: Hi, Ken. How are you?
Ken: Fine, thank you. Come on in, Mary.



() ()

もんだい

[1番] Mary: Happy birthday, Ken. This is a present for you.
Ken: Thank you, Mary. Can I open it?
Mary: Sure. I hope you like it.


1



() ()

[2番] Ken: Oh! What a nice scarf!
Mary: Do you like it?
Ken: Yes, I like it very much.

2



() ()

[3番] Mom: Let's start, everybody. Here's the birthday cake.
Ken: Wow! A big cake!
Mary: It looks delicious.

3



() ()

[4番] Mary: One, two, three, four, five, six. Six candles.
Ken: Yes, I'm six years old.
Dad: Blow out the candles, Ken.
Mom: ♪ Happy birthday to you ~

4



() ()


[5番] Mom: Now I'll cut the cake.
Dad: Would you like some juice or tea, Mary?
Mary: Juice, please.

5



() ()

スピーキングテスト



(PICTURE A)

実際の絵はカラーです。

[Instructions and questions]

1. Hello. How are you?

2. What's your name?

3. How old are you?

PICTURE A を見せて (Pointing to picture A)
Please look at this picture.

4. サルをさして
(Pointing to the monkey)
Is this a monkey?

5. 一羽の鳥をさして
(Pointing to one of the birds)
What's this?

6. 風船をさして
(Pointing to the balloon)
What color is this?

7. 緑色の帽子をさして
(Pointing to the green hat)
Is this a yellow hat?

8. How many horses are there?

[Sample answers]

- (I'm) fine, (thank you).
- Very well, (thank you).
- I'm O.K.
- Good.
- Not so good.

- (My name is) _____.

- (I'm) _____ (years old).

- Yes, (it is).

- (It's) a bird.

- (It's) red.

- No, (it isn't).

- (There are) three (horses).